



ROARIN' RESOURCES GUIDE



UNIVERSITY *of* ARKANSAS
FORT SMITH®

TABLE OF CONTENTS

WELCOME TO UAFS..... 3

LION'S CREED..... 4-5

UAFS THROUGH THE YEARS..... 6-7

WHAT IS R.O.A.R.? 8-9

MEET THE ADVISING COORDINATORS..... 10-11

GETTING STARTED..... 11

GENERAL EDUCATION REQUIREMENTS 12

PREPARING FOR YOUR FIRST YEAR..... 13

HOUSING 14

UAFS PROMISE / 15 TO FINISH..... 15

FOUR-YEAR EDUCATIONAL PLAN..... 16

UNDERSTANDING YOUR DEGREE PLAN 17

NAVIGATING FINANCIAL AID..... 18

UNDERSTANDING YOUR

SCHOLARSHIPS/GRANTS/LOANS 19

OUTSIDE SCHOLARSHIPS 19

SCHOLARSHIP OPPORTUNITIES/LION'S SHARE..... 20

PLAN IT FORWARD 21

SETTING UP A PAYMENT PLAN..... 23

HOW TO READ MY SCHEDULE 24

WHAT'S YOUR PLAN? 24

CLASS SCHEDULE ORGANIZER..... 25

BUYING YOUR TEXTBOOKS..... 26

ACCESSING YOUR STUDENT EMAIL..... 26

SERVICE DESK..... 26

SCHEDULING YOUR ADVISING APPOINTMENT IN NAVIGATE..... 27

CHECKING YOUR MIDTERM GRADES 28

CALCULATING YOUR GPA 28

WHAT IS MY ACADEMIC STANDING? 29

CUB CAMP..... 30

WELCOME WEEK..... 31

MAJORS EXPO..... 32

FOCUS2 32

FRESHMAN PRIORITY REGISTRATION 33

NUMALINK 34

GREEK LIFE..... 35

FAMILY WEEKEND..... 36

LIONS ATHLETICS..... 37

STUDENT HEALTH SERVICES BUILDING 38

RECREATION AND WELLNESS CENTER 39

GORDON KELLY ACADEMIC SUCCESS CENTER 40

UAFS WRITING CENTER..... 41

BOREHAM LIBRARY 42

VETERAN'S AFFAIRS..... 42

NON-TRADITIONAL STUDENT SUPPORT 42

CAREER SERVICES AND BABB CENTER..... 43

SERVICE CENTER FOR STUDENTS WITH DISABILITIES 44

STUDENT SUPPORT SERVICES 45

UNIVERSITY POLICE DEPARTMENT 46

NUMA'S NUMBERS..... 47

CAMPUS MAP.....Back Cover



Welcome to UAFS!

Welcome, Lions!

We are pleased that you have made the decision to attend our university. We hope that your MANE Event New Student Orientation experience was meaningful and that you are excited about the opportunities available to you at UAFS.

Our goal at UAFS is to assist you in becoming a confident, well-informed student. Your Roarin’ Resources Guide is designed to provide you with information that is relevant and timely. You will also find information regarding important resources that are available on our campus to assist you in your journey to becoming a successful UAFS graduate. UAFS has designed the R.O.A.R. First-Year Advising Center in collaboration with all college deans and departments on campus, with seven professional advisors who are dedicated to helping you make a smooth transition from high school to college. Through the development of Relationships, intentional Outreach, excellent Advising, and the connection to appropriate Resources, we are committed to assisting YOU!

As a UAFS student, you have access to our Academic Success Center, academic coaching, online tutoring, in-person tutoring, and the Boreham Library for free! It is important to utilize these resources and meet with your advisor to develop an academic plan that is unique to YOUR goals. Engaging with your advisor

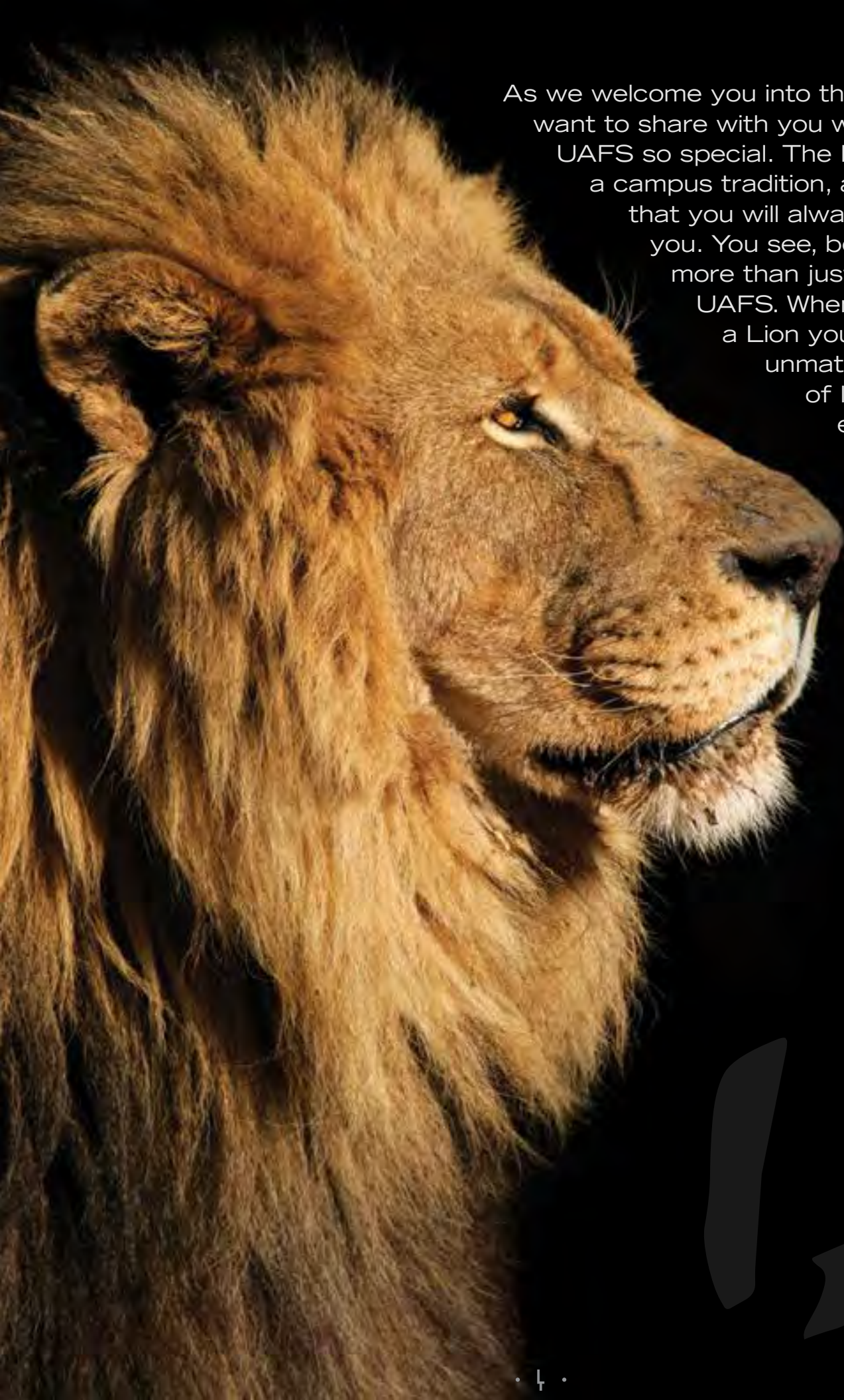
and faculty members early will allow them to help you navigate through your college experience. These relationships will become a critical part of your success at UAFS. We believe that after your MANE Event, the next step in your journey is to attend Cub Camp. Cub Camp provides an exciting environment for you to begin meeting your classmates and to discover the many opportunities UAFS offers through campus involvement. Students who are involved on campus are more likely to graduate on time and be successful in the university setting. By participating in a club or organization, attending athletic events, and exploring Welcome Week, you will find opportunities for both personal and professional development that will allow you to be a well-rounded student.

UAFS faculty and staff are committed to helping students reach their personal and educational goals. Take advantage of the information in your Roarin’ Resources Guide and every opportunity available at UAFS to help prepare you to become a leader on campus, in the community, and ultimately, in your place of employment.

Your success is our success!

Julie Mosley

Julie Mosley
Director of the R.O.A.R. First-Year Advising Center



As we welcome you into the Pride, we want to share with you what makes UAFS so special. The Lion's Creed is a campus tradition, and we hope that you will always carry it with you. You see, being a Lion is more than just attending UAFS. When you become a Lion you join an unmatched tradition of leadership and excellence here in The Fort.

THE LION'S CREED

As a member of the Lion Pride I will:

Uphold the policies and procedures listed in the UAFS student handbook by promoting academic and personal integrity.

Develop my skills as a leader by being an active member of the UAFS and Fort Smith communities.

Recognize the needs of those around me and serve them when I am able.

Ask for help when needed and tackle obstacles with a sense of confidence and resilience.

Respect the dignity of those around me and encourage my fellow Lions.

I am motivated.
I am responsible.
I am a friend.
I AM A LION!

I AM A LION

... Through the Years

1928: The University of Arkansas – Fort Smith opens under the name Fort Smith Junior College (FSJC) on September 13, 1928 as part of the Fort Smith Public School System. The first classes meet at Fort Smith High School, which is now Darby Junior High.

1929: The school colors (blue and white) and the mascot (lion) are established. Based on the Latin word used for lion used in Edgar Rice Burrough's book, Tarzan, the class president name the mascot Numa.

1951: Our current location is leased to Fort Smith Junior College.

1956: Planning begins for the first new building, Ballman-Speer.

1966: Fort Smith Junior College becomes Westark Junior College.

1972: Westark Junior College becomes Westark Community College and the Gardner building is completed.

1995: Lion Pride Square, Reynold's Belltower, and the Campus Green are completed and the Belltower plays for the first time.

1998: Westark Community College becomes Westark College.



2002: Westark College joins the UA System as the University of Arkansas – Fort Smith.

2004: Cub Camp, a lion's first tradition, is established as an extended orientation program for incoming freshmen.

2010: The Lion's Den Residence Hall is completed!

2011: The largest leaping lion statue in the world is installed in front of the Stubblefield Center.

2015: Classes are offered for the University's first graduate program, Masters of Science in Healthcare Administration and the Windgate Art & Design building officially opens.

2016: The Campus Recreation and Wellness Center, the first building initiated by students and funded by student dollars, opens.

2018: Cub Camp has a record breaking number of attendees.

2019: Fort Smith Pride, the first UAFS fight song, is commissioned and introduced to the student body.

2019: Dr. Terisa Riley joins the UAFS family as the university's chancellor.

2021: The class of 2025 joins the tradition of excellence as the 92st freshman class at UAFS.



Relationships • Outreach • Advising • Resources

First-Year Advising Center

What is R.O.A.R.?

The R.O.A.R. is an advising center designed specifically for first-time entering students at UAFS. R.O.A.R. is located on the second floor of the Campus Center. You can contact R.O.A.R. by calling 479-788-7400 or emailing ROAR@uafs.edu.

Mission

The R.O.A.R. advocates for and serves students and their supporters by building a holistic foundation, creating opportunities, and preparing them to be successful both at UAFS and within professional communities.

Vision

The R.O.A.R. will be a catalyst for fostering critical thinking, student success, and individual independence.

< TAKING YOU FROM HERE...

...TO HERE >

All students will be advised in the R.O.A.R. for their first two semesters or until they have earned 24 hours. After students have completed 24 hours, they will be referred to their respective college. UAFS has four colleges and schools which are listed to the left. When students move into their colleges for advising, they will be assigned to a faculty advisor who is an expert in the student's desired field.



MEET YOUR NEW BEST FRIENDS



Julie Mosley
R.O.A.R. Director
julie.mosley@uafs.edu



Shanna Turney
R.O.A.R. Assistant Director
shanna.turney@uafs.edu



Hayley Howard
Professional Advisor
hayley.howard@uafs.edu



Manda Cravey
Professional Advisor
manda.cravey@uafs.edu



Olan James
Professional Advisor
olan.james@uafs.edu



Nigel Otero
Professional Advisor
nigel.otero@uafs.edu



Cristina Castorena
Professional Advisor
cristina.castorena@uafs.edu



Kim Tomlinson
Front Counter Advisor
kim.tomlinson@uafs.edu

Meet the Advising Coordinators!

Students will also have access to an advising coordinator who can assist them in their faculty advisor's absence. Advising coordinators often assist students with choosing a major and minor, adding or dropping classes, creating a long-term plan, exploring course options, and registering for courses.



Danielle Jolie
CAST



TBA
SOE



Kristen Merritt
CLASS



Keith Fudge
CLASS



Amber Bergthold
CLASS



TBA
COB



Autumn Perkins
CHS



TBA
STEM



TBA
STEM



TBA
STEM

Getting Started

Student ID: @ _____
Major: _____
Catalog Year: _____
Advisor Name: _____
Phone Number: _____
Email: _____

GOALS

ACADEMIC

FALL 2021

SPRING 2022

PERSONAL

FALL 2021

SPRING 2022

My major is _____
and I am part of the College of _____
My advising coordinator is _____

GENERAL EDUCATION REQUIREMENTS

What Are Core (General Education) Requirements?

Core, or general education, courses are the basic courses every student must take to receive a bachelor's (and in most cases, an associate) degree from UAFS.

These courses are designed to give students a broad set of critical and analytical skills as well as general exposure to a variety of academic fields.

ENGLISH COMPOSITION (TWO COURSES) – 6 HOURS

ENGL 1203 Composition I
ENGL 1213 Composition II
ENGL 1233 Honors Composition*
RHET 2863 Advanced Composition*

SPEECH (ONE COURSE) – 3 HOURS

SPCH 1203 Introduction to Speech Communication

MATHEMATICS (ONE COURSE) – 3 HOURS

MATH 1303 College Math
MATH 1303 College Math w/drill**
MATH 1403 College Algebra
MATH 1403 College Algebra w/drill**
MATH course with College Algebra as a prerequisite

LAB SCIENCE (TWO LECTURE/LAB COURSES) – 8 HOURS

BIOL 1153/1151 Biological Science/Lab
BIOL 2203/2201 Human Anatomy/Lab*
BIOL 2213/2211 Human Physiology/Lab*
BIOL 2303/2301 General Botany/Lab*
BIOL 2503/2501 General Microbiology/Lab*
BIOL 2703/2701 General Zoology/Lab*
CHEM 1303/1301 Chemical Principles/Lab*
CHEM 1403/1401 College Chemistry I/Lab*
CHEM 1413/1411 College Chemistry II/Lab*
GEOL 1253/1251 Physical Geology/Lab
GEOL 2653/2651 Earth Science/Lab
PHSC 2503/2501 Fundamentals of Astronomy/Lab*
PHSC 2713/2711 Physical Science/Lab*
PHYS 2803/2811 College Physics I/Lab*
PHYS 2823/2831 College Physics II/Lab*
PHYS 2903/2911 University Physics I/Lab*
PHYS 2923/2931 University Physics II/Lab*

FINANCIAL LITERACY – 1 HOUR

FIN 1521 Personal Finance Applications***

FINE ARTS (ONE COURSE) – 3 HOURS

AHIS 2863 Survey of Art History I*
AHIS 2873 Survey of Art History II*
ENGL 2853 Creative Writing
HUMN 2563 Humanities Through the Arts
HUMN 2663 Introduction to Film
MUSI 2763 Music Appreciation

HUMANITIES (ONE COURSE) – 3 HOURS

ENGL 2013 Introduction to Global Literature*
ENGL 2023 Introduction to American Literature*
FREN 2303 Intermediate French I
PHIL 2753 Introduction to Philosophy
RELI 2303 World Religions*
SPAN 2303 Intermediate Spanish I

HISTORY/GOVERNMENT (ONE COURSE) – 3 HOURS

HIST 2753 U.S. History I
HIST 2763 U.S. History II
POLS 2753 American National Government

SOCIAL SCIENCES – 6 HOURS

(two courses from different areas)

ANTH 2803 Cultural Anthropology*
CJ 1013 Introduction to Criminal Justice
ECON 2803 Principles of Macroeconomics*
ECON 2813 Principles of Microeconomics*
GEOG 2753 World Regional Geography
GEOG 2773 Human Geography
HIST 1123 Civilizations of the World to 1500
HIST 1133 Civilizations of the World since 1500
HIST 2753 U.S. History I
HIST 2763 U.S. History II
POLS 2753 American National Government
PSYC 1163 General Psychology
SOCI 2753 Introduction to Sociology

A course may only be used once.

Specific majors may require students to take higher level or stipulated courses in any area. See degree plan notes.

*Course has a prerequisite. See 2020-2021 Academic Catalog.

**Based on placement test scores requiring co-requisite MATH 0301.

***Graduation Requirement: FIN1521 Personal Finance Application

How to Prepare for Your First Year at UAFS

Congratulations! You have attended your MANE Event, you are registered for classes, and you are probably wondering what's next. Below is a checklist of things you should complete before you start classes in August. You will find directions for each item on following pages but if you have any questions, please let us know! You can call 479-788-7400 or email ROAR@uafs.edu.

- ☐ Submit outstanding official college transcript showing concurrent credit and/or official AP score reports
- ☐ Take a tour of the Lion's Den and complete your housing process
- ☐ Check your financial aid status and double-check accepting all of your scholarships for loans that you will need for the semester. Don't forget to include the cost of books!
- ☐ Review your class schedule and be sure you know where all of your classes are located
- ☐ Check your UAFS email regularly and make sure your password is not expired
- ☐ Register for Cub Camp
- ☐ Create an action plan to keep yourself organized
- ☐ Log in to My.UAFS and purchase your parking pass
- ☐ Set up Examity profile

Why Do I Need To Submit College Transcripts For Classes I Took During High School?

College credit that is earned while still in high school is called concurrent credit. Concurrent credit is a great way for students to get a jump start on college coursework. Concurrent credit is not listed on your high school transcript.

Students must provide official college transcripts from the institution they earned credit from so that UAFS can make sure that you are given credit for your hard work. If you need help requesting a transcript from another institution, let us know so we can help you.

I Want To Live On Campus. What Do I Need To Do?

We are excited that you are considering living on campus! The Lion's Den was designed specifically with first-year students in mind. To begin your housing process, you will need to do the following:

- ☐ Tour the Lion's Den and decide what type of room you want to be your home
- ☐ Complete a housing application
- ☐ Pay your housing deposit
- ☐ Contact your roommates

To schedule a tour of the Lion's Den or for questions about your housing status, you can call the Housing Office at 479-788-3340 or email housing@uafs.edu.



Campus Housing

Your new home at UA Fort Smith awaits you in the Lion's Den Residence Hall. Students who live on campus on average have a higher GPA and are more likely to graduate! Living on campus puts you at the center of campus life and resources. Life at the Lion's Den is filled with social and educational events, activities in the courtyard, popping into the all-you-can-eat Lion's Den Dining Hall, and hanging out with friends in the lounges.

If you want to enhance your campus housing experience even more, join a **Living and Learning Community!** You will live on a floor with peers who share similar academic goals and common interests and have opportunities to participate in programs exclusively for your cohort. To learn more about LLCs and to apply for campus housing, please visit the Housing webpage.



LOCK IN YOUR TUITION WITH THE UAFS PROMISE UNIVERSITY OF ARKANSAS - FORT SMITH

The UAFS Promise is a fixed tuition program the university is offering for first-time entering students. Through this program students will be guaranteed a single tuition rate for a maximum of four years of attendance, provided they remain on track to graduate according to their degree plan and maintain eligibility to enroll at UAFS.

Finish On Time

On-time advising and registration is critical for you to stay on track to graduate. At UAFS we strive to help every student accomplish their goals and graduate within four years. Here are our top 10 tips to make sure you are able to finish your degree in four years.

1. Meet with your academic advisor and make a plan for graduation.
2. Complete an average of 30 credits per year or 15 credits per semester.
3. Be strategic in how you choose to take your classes.
4. GO TO CLASS.
5. Utilize your professors' office hours. Ask questions about material you do not understand, clarify assignments and class notes, and build a strategy for success in their class.
6. Meet with an academic coach on campus to discuss your learning style and create a study plan.
7. Use a planner (paper or electronic) to help manage your time and keep up with all of your commitments.
8. Utilize the Academic Success Center and attend tutoring if needed.
9. Ask for help! UAFS faculty and staff are here to help you be successful, and we have many resources that are provided to you at no cost.
10. If you withdrew from a course or made less than a C, plan to take summer or intercession courses to help you stay on track. This is the perfect opportunity to catch back up.



#15TOFINISHUAFS

Four-Year Education Planner

My declared major is _____ which is a two year associate or four year bachelor’s degree. This degree requires _____ credit hours to graduate. If I want to graduate in two or four years, I will need to average _____ credit hours per year.

FALL SEMESTER 20201			SPRING SEMESTER 2022			SUMMER SEMESTERS 2022		
Courses	Credits	Grade	Courses	Credits	Grade	Courses	Credits	Grade
						Cumulative GPA*	Total Credits For Year	
Total			Total					
FALL SEMESTER 2022			SPRING SEMESTER 2023			SUMMER SEMESTER 2023		
Courses	Credits	Grade	Courses	Credits	Grade	Courses	Credits	Grade
						Cumulative GPA*	Total Credits For Year	
Total			Total					
FALL SEMESTER 2023			SPRING SEMESTER 2024			SUMMER SEMESTER 2024		
Courses	Credits	Grade	Courses	Credits	Grade	Courses	Credits	Grade
						Cumulative GPA*	Total Credits For Year	
Total			Total					
FALL SEMESTER 2024			SPRING SEMESTER 2025			SUMMER SEMESTER 2025		
Courses	Credits	Grade	Courses	Credits	Grade	Courses	Credits	Grade
						Cumulative GPA*	Total Credits For Year	
Total			Total					

*See page 28 for instructions on calculating your GPA.

Understanding Your Degree Plan

Your degree plan serves as a guide for what courses you should take each semester in order to graduate. You will be given a degree plan during your advising appointment. Degree plans are also available online and are archived on the website.

2021-2022 Catalog

IDN: _____ Printed Name: _____

BA-Psychology-Major Code: 2552

This degree is available in a guaranteed 8-semester plan for qualified freshmen. See your advisor to declare your major and sign an official degree plan. The prerequisites and corequisites of the degree requirements are subject to change.

MATH/ENGL prerequisite/co-requisite courses if student does not meet placement requirements:
Prerequisites: ENGL0263 _____ MATH 0233 _____ MATH 0304 _____ Corequisites: ENGL 0201 _____ MATH 0301 _____

FRESHMAN YEAR- FALL SEMESTER: 16 hours

Courses			
English composition requirement	3 Hours	Note 1	Grade _____
Mathematics requirement	3 Hours	Note 1	Grade _____
SPCH 1203 Intro to Speech Communication	3 Hours		Grade _____
Fine Arts/Humanities/Social Sciences requirement	3 Hours	Note 1	Grade _____
PSYC 1001 Psychology Orientation	1 Hour	Note 2	Grade _____
PSYC 1163 General Psychology	3 Hours	Note 2	Grade _____

FRESHMAN YEAR- SPRING SEMESTER: 15 hours

Courses			
English composition requirement	3 Hours	Note 1	Grade _____
Lab Science requirement	4 Hours	Note 1	Grade _____
World Language requirement	4 Hours	Note 5	Grade _____
Additional degree requirement	1 Hour	Note 4	Grade _____
PSYC 2803 History and Systems of Psychology	3 Hours	Note 2	Grade _____

NOTES

- 1. General Education Core Requirements, see below on the last page. Follow requirements with the following stipulations: lab science BIOL 1153/1151 is required and select either CHEM 1303/1301 or PHSC 2713/2711; humanities-select one course other than PHIL 2753; social sciences-select two courses other than PSYC 1163.
- 2. These courses are used to determine major courses in residency, see Graduation Requirements section of this catalog. Must earn a grade of C or better in all PSYC courses applied toward the major.
- 3. Psychology requirement, three hours: Consult with faculty advisor. Select from PSYC 3123, 3173, 3414, 3653, 3703, 3763, 4233, 4243, 4613, 4803, 4823, 4923, or 493V.
- 4. Additional degree requirement, 22 hours-at least seven hours must be upper-level. Consult with faculty advisor. A minor is required; follow the respective minor requirements. Remaining hours may be additional PSYC courses or other electives.
- 5. World language requirement, 11 hours- Must complete through Intermediate I of a world language.

Prior to graduation students must demonstrate competency in financial literacy by satisfactory completion of FIN 1521 Personal Finance Applications (or an approved substitution) with a grade of C or better, or by a score of 70% or more on a challenge exam for FIN 1521.

How To Read Your Degree Plan

Catalog Year: The catalog year is located in the top right corner of your degree plan. The catalog year determines which academic catalog your degree plan is tied to as well as which academic and graduation policies you are responsible for following.

Total Hours: The beginning of each term includes the number of hours recommended for enrollment. This indicates how many hours you will be enrolled in if you enroll in all of the recommended courses for that semester. The total number of required hours for your degree is listed at the bottom of your degree plan.

Notes: The notes section of your degree plan provides additional information regarding required courses. For example, on the degree plan listed above, notice in the second semester there is a lab science requirement and next to it Note 1 is listed. If you look at Note 1 in the Notes section, it tells you that psychology majors are required to take BIOL 1153/1151 and can choose either CHEM 1303/1301 or PHSC 2713/2711 to fulfill their lab science requirements.

Navigating Financial Aid

Understanding the requirements of each of your scholarships, grants, and federal student aid is crucial to your success as a UAFS Lion. The first step to beginning your financial aid process is to complete your FAFSA.

The FAFSA is the Free Application for Federal Student Aid and is available at StudentAid.gov. The earlier you complete your FAFSA, the better! Your FAFSA is available for you to complete now. Your 2021-2022 FAFSA will be available to complete beginning Oct. 1, 2021.

A student's FAFSA can be selected for verification. Verification is a process that uses documentation to confirm that FAFSA data is accurate. If you are selected for verification, you will receive an email from the Financial Aid Office with details on how to complete the process.

If you have questions regarding your financial aid or need assistance with completing your FAFSA, contact the Financial Aid Office at 479-788-7090 to set up an appointment with a financial aid advisor.

Financial Aid Staff



Karen Jeffers
Director
karen.jeffers@uafs.edu



Evonne Meeks
Assistant Director
evonne.meeks@uafs.edu



Megan Smith
Assistant Director
megan.smith@uafs.edu



Tammy Conrow
Scholarship Coordinator
tammy.conrow@uafs.edu



Heather Chance
Advisor and VA Certifying Official
heather.chance@uafs.edu



Tiffany Bray
Financial Aid Advisor
tiffany.bray@uafs.edu



Brittany Carter
Financial Aid Advisor
brittany.carter@uafs.edu



Debbie Beckham
Financial Aid Support Specialist
debbie.beckham@uafs.edu



Brad Schmitt
Financial Aid Support Specialist
brad.schmitt@uafs.edu



Amy Cates
Financial Aid Support Specialist
amy.cates@uafs.edu

What Is My Financial Aid Standing?

Students who do not meet SAP requirements and fall below a 2.0 GPA and/or have less than a 67 percent completion rate at the end of each term are put on Financial Aid Warning. Students can only be on Financial Aid Warning for one semester and must meet SAP requirements by the end of that semester to be back in good standing. If a student on Financial Aid Warning does not meet SAP requirements at the end of the warning semester, they will be placed on Financial Aid Suspension. Students can appeal financial aid suspension, but it is not guaranteed to be granted.

Note: Students who exceed the maximum time frame requirement are placed in a suspension status for financial aid.

Understanding Your Scholarships/Grants/Loans

- There are four different types of aid that you can receive:
1. Federal Student Aid includes federal Pell Grant, federal SEOG, federal work-study, and federal direct student loans.
 2. State aid includes scholarships that are awarded to Arkansas residents, such as the Arkansas Academic Challenge Scholarship, the Governor's Distinguished Scholarship, and grants such as the Arkansas Future Grant.
 3. Third-party includes scholarships that are awarded to students from an outside source, such as a parent's employer, Arkansas Rehabilitation Services, and local scholarships that a student may have earned from a business or donor in their hometown.
 4. Institutional aid includes UAFS scholarships, such as the Myles Freidman Honors Program, Boreham Engineering Scholarship, First Bank Corp., STEM, or any of the Freshman Merit Scholarships (Academic Distinction, Academic Excellence, Academic Opportunity, etc.).

What scholarships/grants/loans do you have?

Name of Scholarship/Grant/Loan	Amount Per Semester	Required Hours/GPA

Outside Scholarships

Our policy has changed regarding third-party, outside designated scholarships. If you are expecting a scholarship from an outside donor, we will apply the scholarship as ESTIMATED FUNDS to your account only if you provide an Award Notification Letter stating the following:

- Student's full name and student ID number
- Name of awarded scholarship with contact name and phone number of the scholarship coordinator for your agency
- Semesters of disbursement (fall only, spring only, summer only, or split between semesters). If there is no indication which semester(s), the amount will be split equally between fall and spring.
- What the scholarship will pay for (tuition and fees, books, supplies, room and board) and if unused amount is refundable to the student. If there is no specification, the scholarship will apply toward any cost of attendance and be refundable.
- Estimated arrival date of check to UAFS

The estimated funds will remain on your account until Oct. 1 for fall and March 15 for spring semesters or until we receive the actual check from your donor. If checks do not arrive by the deadline, the estimated amount will be removed, and your account will be subject to a HOLD until the check arrives or you pay the remaining balance. This hold will prevent you from registering for future semesters.

Tribal Scholarships Exception:
We will apply all Tribal Scholarships (Cherokee, Choctaw, etc.) as ESTIMATED FUNDS from an Award Notification Letter, and those will remain on your account until the actual check arrives.

Questions? Contact Tammy Conrow, scholarship coordinator, at 479-788-7168 or tammy.conrow@uafs.edu.



What happens if I don't meet the GPA for my scholarships or federal student aid?

Financial aid standing and academic standing are two completely different things. To receive federal student aid, a student must be meeting Satisfactory Academic Progress (SAP).

There are three components of satisfactory academic progress which must be met in order to remain eligible for federal student aid. SAP is evaluated at the end of each term. The three components of SAP are as follows: minimum cumulative GPA of 2.0, cumulative completion rate of 67 percent, and maximum time frame (150 percent of hours required for the degree of certificate program). To have a 2.0 GPA, a student must have an average grade of C or higher in their courses.

For financial aid a grade of D is considered passing, but some majors may require that students earn at least a C in certain classes to move forward in their degree.



SCHOLARSHIP OPPORTUNITIES LION'S SHARE



Apply for scholarships through the UAFS Foundation's LION'S SHARE program! These are competitive awards made possible by the generosity of alumni and other private donors. There are opportunities for all types of students, so be sure to pay attention to deadlines and submit your general application each year.

Apply and/or learn more about Lion's Share. You can also reach out to the UAFS Foundation with any questions: Foundation.Scholarships@uafs.edu or 479-788-7020.

PLAN IT FORWARD

It's no secret that the more you learn, the more you earn. It's why you're investing in yourself by earning your college degree. But like any endeavor, great success begins with great planning.

This is why we've created the Plan It Forward program. In just a few steps, you can build a financial plan that takes the guesswork out of your financial aid and helps you develop a personalized payment plan.

Follow these steps to help ensure your financial plan is ready to go before the semester starts.

STEP ONE: Check Your Financial Aid Status

Is your financial aid ready? Check your financial aid status.

- Log in to My.UAFS using your UAFS username and password.
- Click on the "Students" tab.
- Select the Financial Aid icon and log in using your UAFS username and password.
- Select the aid year.
- Review your status. Any missing requirements will display a red X. You will need to take action to resolve the matter.
- Have questions about the financial aid process? Schedule an appointment in NAVIGATE or contact the Financial Aid Office directly at 479-788-7090 or by email at finaid@uafs.edu.

STEP TWO: View Your Bill Online

Need to know what you owe? View your bill online.

- Log in to your [UAFS Online Business Center](#) account using your UAFS username and password.

Please note: You have the option of adding your parents, guardians, or others to your account so that they can also see your bill. Once you are logged in, simply select "Authorized Users" for details. If you select this option, the authorized users will be able to access your account through the Authorized User Online Business Center Login Page. Authorized users can make payments, pay a housing deposit, or set up a payment plan on your behalf.

- Select "My Account" and "Account Activity."

- Have questions about your bill? Contact the Cashier's Office directly at 479-788-7060 or by email at cashier@uafs.edu.

STEP THREE: Set Up Your Payment Plan

Make a payment or set up your payment plan.

- Log in to your [UAFS Online Business Center](#) account using your UAFS username and password.

Please note: You have the option of adding your parents, guardians, or others to your account so that they can also see your bill. Once you are logged in – simply select "Authorized Users" for details. If you select this option, the authorized users will be able to access your account through the Authorized User Online Business Center Login Page. Authorized users can make payments, pay a housing deposit, or set up a payment plan on your behalf.

- Select the "Payment Plans" tab at the top of the page to see which plans are available.

- Have questions about your payment plan? Contact the Cashier's Office directly at 479-788-7060 or by email at cashier@uafs.edu.

STEP Four: Meet with Your Support Team

Schedule an appointment with a Financial Aid Advisor or Account Specialist:

- Log in to your [NAVIGATE](#) account using your UAFS username and password.
- Choose "I Need Help With" from the menu.
- Select "Paying for College."
- Choose "Meeting with an Account Specialist" or "Financial Aid Assistance" from the menu option and click "Next."
- Choose the location, date, and time that works for you.
- Details of your appointment (specialist name, office location, date, and time) will appear. Click "Confirm Appointment" to secure your meeting time.
- If you're unable to access NAVIGATE, please call 479-788-7967 or email us at LionsConnect@uafs.edu.



Do you want to work and earn money while you go to school? Is your education your priority, but you'd like some spending money? Look into the UAFS Work-Study Program!

Work-study is a self-help aid that allows a student to earn funds to help cover educational expenses through part-time employment. UAFS offers two work-study programs: federal work-study and university work-study. Some benefits of participating in a work-study program include developing interpersonal skills, practicing time management skills, and gaining a great reference in your supervisor.

What is the hiring process?

Once the job posting closes, applications and resumes will be sent to the hiring supervisor. If the supervisor is interested in a candidate, the supervisor will contact them to arrange an interview. If the supervisor wishes to hire the candidate, the supervisor will make a job offer.

How will I be paid?

Work-study students are paid the state minimum wage. Pay will be direct deposited on a bi-weekly basis based on the hours worked.

Here are some popular and/or desirable work-study roles performed by students on their respective campuses. This list is by no means exhaustive, but it should provide a good sense of the opportunities available:

- **Teaching and tutoring:** Teaching assistants and tutors are often work-study recipients. They usually earn these positions by excelling in the subjects they teach to others.
- **Research:** From the lab to the library, many students earn money by helping faculty complete research projects. Again, these students earn their spots through academic excellence.
- **Enrollment Management and Student Life:** Want to lead campus tours for prospective students? How about leading orientation groups for freshmen or serving as a resident assistant (RA)? Work-study students often perform these gigs.
- **Administrative:** From managing paperwork and correspondence to fielding incoming calls, every department needs a work-study student to handle business.
- **Other Services:** Maybe you're the tech-savvy type destined for IT services or an athlete who'd feel more at home checking IDs at the gym. In many such roles, work-study students keep colleges running.

Have more questions?

Check out our video on YouTube, email workstudy@uafs.edu or call 479-788-7092

****Note:** UAFS does NOT assign work-study jobs to any student. Funds are not paid directly on the student's account; however, the student may use the funds they earn to pay charges on their student account.**

Making A Payment And Setting Up A Payment Plan

You may pay your tuition and fees, pay a housing deposit, set up direct deposit, set up a payment plan, and assign authorized users from the convenience of your home using the Online Business Center. Parents may also pay tuition and fees online if given authorization by their student. If you need assistance, please call the Cashier's Office at 479-788-7060

Make A Payment Online

- ☐ Log in to the **Online Business Center**.
- ☐ If you are not enrolled in a payment plan, click **Make Payment**, choose the appropriate term, and click **Continue**.
- ☐ If you are paying on a payment plan, click **Make Payment, View Details, Pay Next Installment**, and **Continue**.
- ☐ Click the drop-down arrow by **Select Method**, select your payment method choice, and click **Continue**.
- ☐ Enter your account/billing information and click **Continue**.
- ☐ Verify your account/billing Information and click **Continue**.

Set Up A Payment Plan

- ☐ Log in to the **Online Business Center**.
- ☐ Click **Payment Plans** then **Enroll Now**.
- ☐ Click the drop-down arrow by **Select Term**, choose the term, and click **Select**.
- ☐ Click **Select** to the right of the plan of your choice.
- ☐ Review the plan details, choose "Yes" or "No" under **Set up Automatic Payments**, and click **Continue**.
- ☐ Click the drop-down arrow by **Select Method**, select your payment method choice, and click **Continue**.
- ☐ Enter your account/billing information and click **Continue**.
- ☐ Review the agreement details, click "**I Agree ...**," click **Print Agreement**, and click **Continue**.
- ☐ If requested, click "**I Agree ...**" then click **Continue**.



How To Read My Schedule

UAFS
Student Schedule/Bill
Fall 2021

1	2	3	4	5	6	7	8	9						
CRN	SUBJ	CRSE	SEC	COURSE TITLE	CREDS	LV	ST	BEGIN	END	DAYS	TIME	BUILD	ROOM	INSTRUCTOR
1067	POLS	2753	002	American National Government	3.00	10	RE	8/19/18	12/10/18	TR	1100-1215 pm	GARDNR	138	Valler, T.
1316	PHSC	2653	002	Earth Science	3.00	10	WR	8/19/18	12/10/18	MWF	1030-1050 am	MS-UC	101	Boyd, M.
1336	PHSC	2651	006	Earth Science Laboratory	1.00	10	WR	8/19/18	12/10/18	T	1100-0250 pm	MS-UC	344	Knubley, C.
255	ENGL	1203	013	Composition I	3.00	10	RE	8/19/18	12/10/18	MWF	1100-1150 am	HOLT	102	Jennings, K.
596	MATH	1403	012	College Algebra	3.00	10	RE	8/19/18	12/10/18	TR	0930-1045 am	MS-UC	206	STAFF
687	MGMT	1203	002	Foundations of Business	3.00	10	WR	8/19/18	12/10/18	MWF	0900-0950 am	FL	219	Peefbolte, G.
798	MGMT	1201	004	Planning for Success	1.00	10	RE	8/19/18	12/10/18	TR	0800-0850 am	FL	108	Swoffard, T.

Course Credits: 17.00

1. CRN (Course Reference Number): A unique identifier for each course per semester
2. SUBJ (Subject): The department offering the course (e.g., PSYC for Psychology)
3. CRSE (Course Number): Four-digit number representing the course name (e.g., MATH 1403 is College Algebra)
4. SEC (Section): Alphanumeric item used to specify the course times and instructors (e.g., MATH 1403 001)
5. CREDS (Credits): Indicates the number of credits you are earning with the successful completion of the course
6. LV (Level): Two-digit number referencing the location of the course (10 indicates UAFS)
7. ST (Status): Method of registration. RE=Manually Registered, WR=Web Registered, WL=Waitlisted
8. DAYS: Days the course will meet. M=Monday, T=Tuesday, W=Wednesday, R=Thursday, F=Friday, S=Saturday, U=Sunday
9. BUILD: Building where the course will meet

* See guide to building abbreviations provided on the back cover

What's Your Plan?

It is recommended that for every hour you are enrolled in classes you spend two hours outside of class studying and preparing. This means if you are enrolled in 15 credit hours you should expect to spend approximately 30 hours per week outside of class studying and completing assignments. Fifteen hours of coursework plus 30 hours of preparing is 45 hours which is equivalent to a full-time job.

Will you be working while in school? If so, make sure that your supervisor is aware of your class schedule and be very mindful of your time. It's important to work and it's important to study but you also need to make sure you take time for yourself.

To help keep you on track you can make a daily or weekly schedule for yourself like the one the next page. If you find that you are overwhelmed or just need help making everything work go to your advisor in the R.O.A.R.. They are here to help you and want to make sure that your first semester is the best it can be.



Class Schedule Organizer

SEMESTER

TOTAL CREDIT HOURS

CRN	SUBJECT	CRS#	TIME	MONDAY	WEDNESDAY	FRIDAY	CRN	SUBJECT	CRS#	TIME	TUESDAY	THURSDAY
			8-8:50							8-9:15		
			9-9:50							9:30-10:45		
			10-10:50							11-12:15		
			11-11:50							12:30-1:45		
			12-12:50							2-3:15		
			1-1:50							4-5:15		
			2-2:50							5:25-6:40		
			4-5:15							6:50-8:05 or 6:50-8:40		
			5:25-6:40									
			6:50-8:05 or 6:50-8:40									

I am planning to take _____ hours. My scholarship requires that I complete _____ hours per semester and _____ hours per year. I understand that to be a full time student I **MUST** be enrolled in 12 hours, but if I want to graduate within four years I need to average 15 hours per semester.

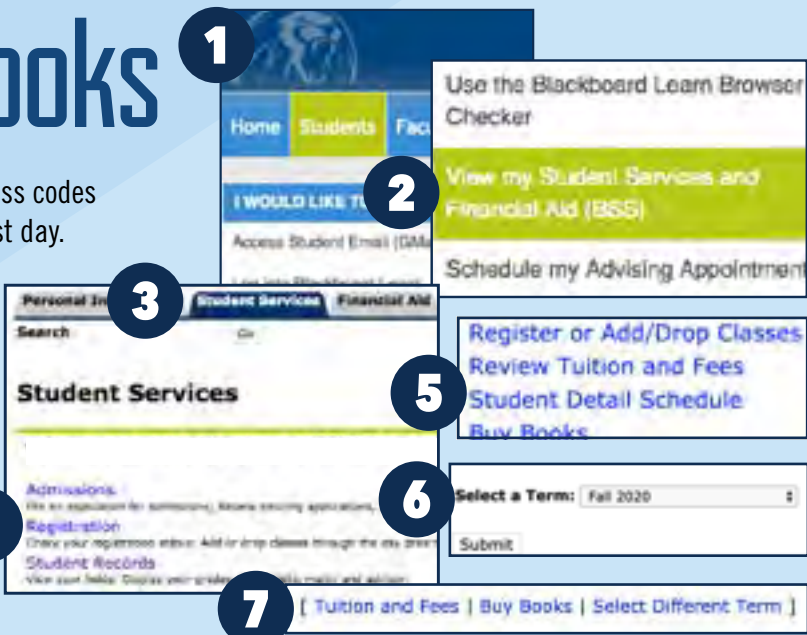
#15TOFINISHUAFS



Buying Your Textbooks

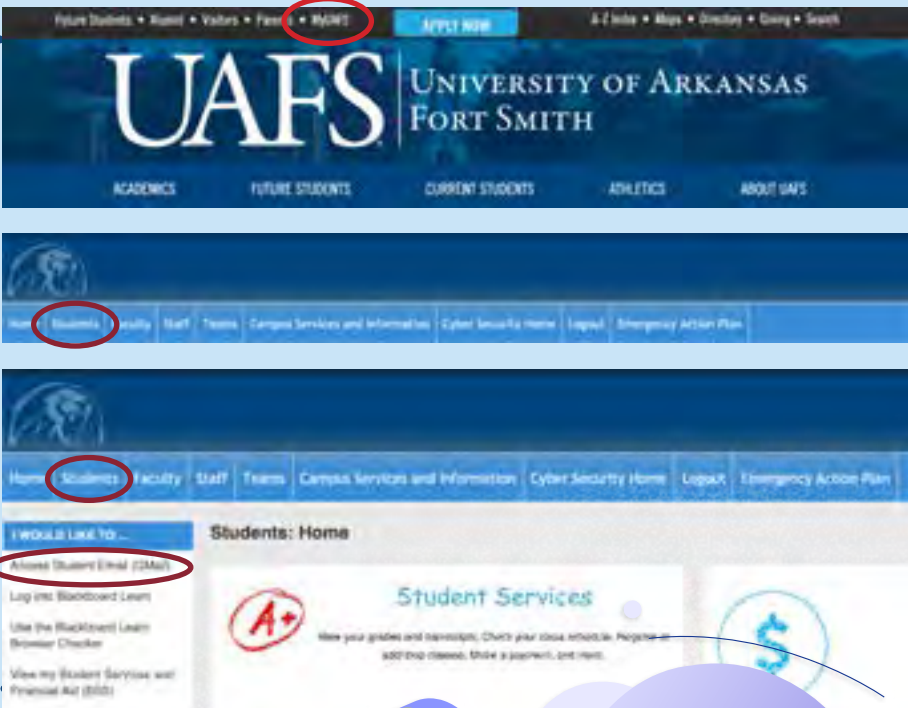
It is recommended that you buy your textbooks and/or online access codes before classes begin so you are prepared for the lesson on the first day. To find your required textbooks:

1. Go to My.UAFS.edu and click on the “Students” tab .
2. Under the “I Would Like To...” column click on.
“View My Student Services and Financial Aid (BSS).”
3. Select the Student Services tab.
4. Click “Registration.”
5. Click “Student Detail Schedule.”
6. Select term from the dropdown menu and click “Submit.”
7. Click “Buy Books.”



Accessing Your UAFS Student Email

Your student email is the official means of communication for the university to reach you. It is important that you check your student email at least once a day. You can check your student email by logging in to your My.UAFS.



Service Desk

Gardner 102 • 479-788-7460
7 a.m. to 9 p.m., Monday-Friday

The Service Desk can assist you with any issues you have logging in to My.UAFS or your student email, provide information about on-campus computers/devices, assist you with setting up your student email on your cell phone, and provide phone support to students.

Setting Up Student Email On Your Cell Phone

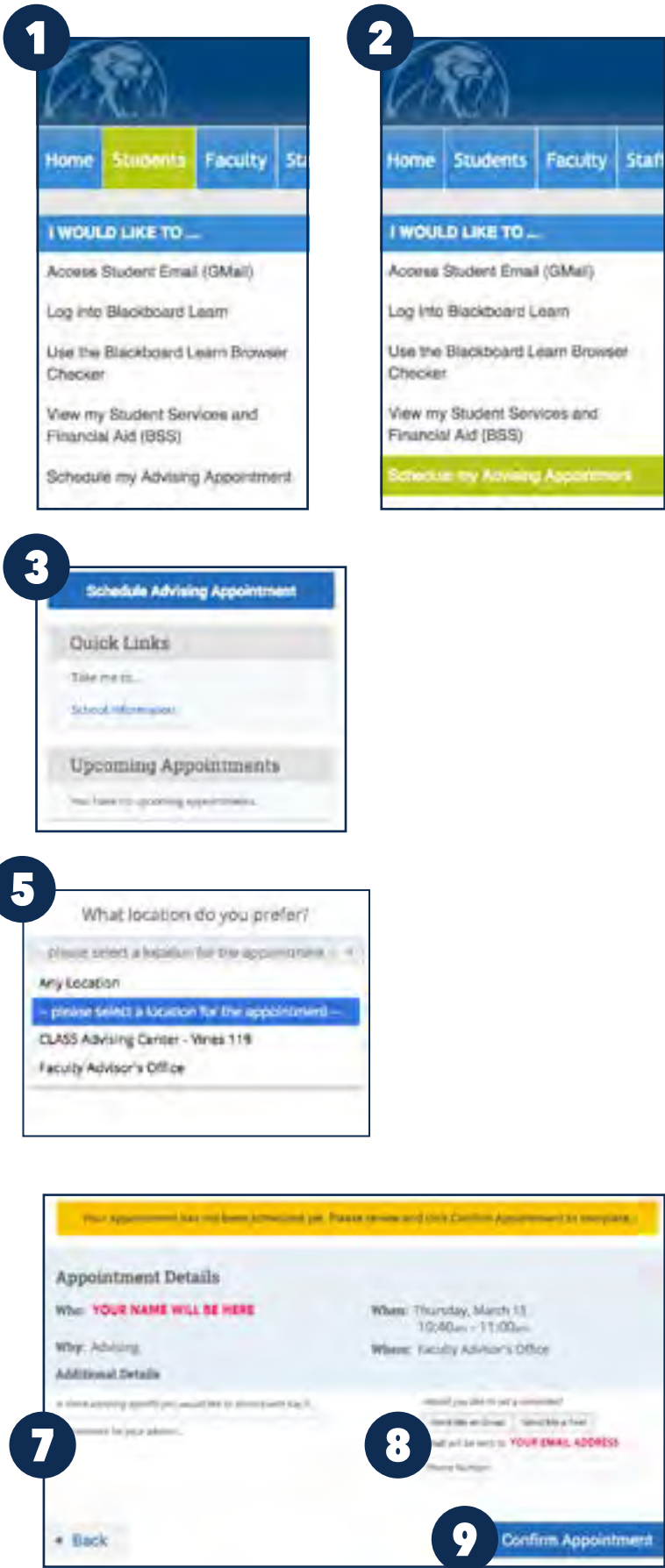
1. Log in to My.UAFS
1. Go to uafs.edu
2. Click “My UAFS”
3. Click “Campus Services and Information”
4. Click “Information Technology Services”
5. Click “Browse the ITS Knowledgebase”
6. Click “How to Guides and Tutorials”
7. Click “How to Add Your Student Email to Your Smartphone”
8. Finally, click “Student Mobile Gmail Setup on iPhone.pdf”



Scheduling Your Advising Appointment In Navigate

You will receive an email from your advisor prompting you to schedule your required advising appointment. If you would like to meet with your advisor outside of required advising, follow the directions below to schedule an appointment. If you are on the UAFS Promise, on-time advising and registration is critical to your success.

1. Log in to My.UAFS and click on the Students tab along the top.
2. Under the “I Would Like To...” column, click on “Schedule My Advising Appointment.”
3. In the top right corner of the screen, click on the blue Schedule Advising Appointment button.
4. Select your reason(s) for wanting to meet with an advisor.
5. Choose the location of your advisor.
6. Choose a date and time.
- *You cannot schedule an appointment at the same time you have class.*
7. Add a note with details about what you would like to discuss.
8. Choose to receive email and text confirmations.
9. Click the blue confirm button to confirm your appointment.



Checking Your Midterm Grades

Midterm grades will be available to view in My.UAFS beginning Oct. 16. If you have concerns regarding your grade in any of your classes, speak with your instructor immediately.

1

2

3

4

5

6

7

Home

Students

Faculty

Staff

Admissions

Registration

Student Records

Student Accounts

Register for an Event

Display/Cancel Registration for an Event

Major, Advisor Information

Display Advisor Contact Info

View Holds

Midterm Grades

Final Grades

Grade Detail

Select a Term: Spring 2019

Submit

Calculating Your GPA

Be sure you know what GPA you must have to continue receiving your financial aid. If you are worried that you may not pass a course, contact your advisor to learn about the withdrawal process.

1. To find your GPA (grade point average) in a given semester, first add up the number of credit hours in which you are enrolled.

COURSE	CREDIT HOURS	TOTAL CREDIT HOURS
BIOL 1153	3	3 + 1=4
BIOL 1151	1	

2. Next, find your quality points. To do this, multiply the value* of your grade in each class by the number of credit hours each class is worth and add together.

COURSE	GRADE	QUALITY POINTS	TOTAL QUALITY POINTS
BIOL 1153	C (2.0)	2.0 x 3 hrs. = 6	6 + 3 = 9
BIOL 1151	B (3.0)	3.0 x 1 hr. = 3	


3. Finally, divide the total quality points by the total credit hours.

TOTAL QUALITY POINTS	TOTAL CREDIT HOURS	CALCULATION	GPA
9	4	9 ÷ 4 = 2.25	2.25

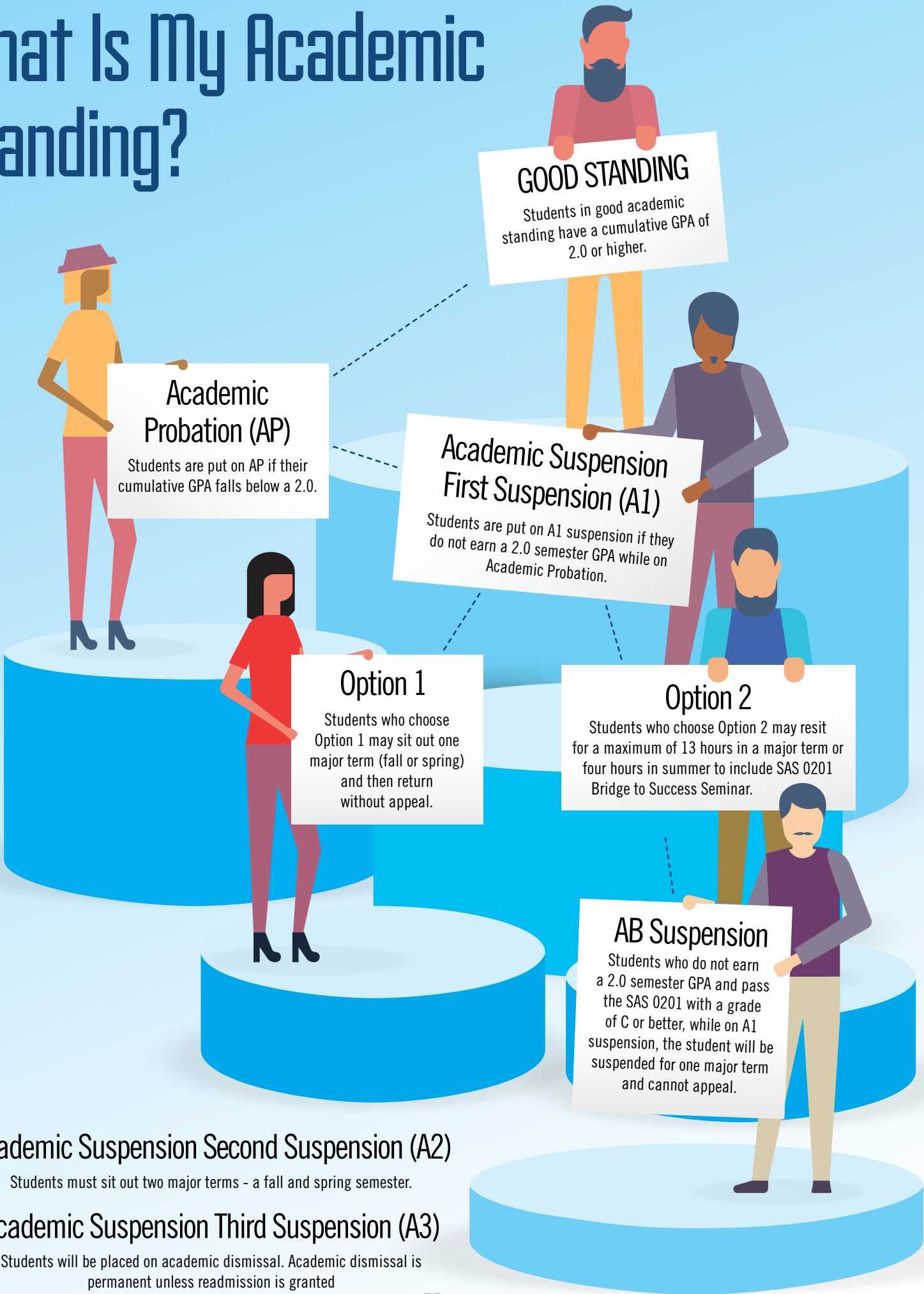
* Each letter grade is worth a specific value as shown here:

A	B	C	D	F
4.0	3.0	2.0	1.0	0.0

You can also use the online GPA calculator.



What Is My Academic Standing?






Cub Camp is a once-in-a-lifetime opportunity to connect with your peers, face those “freshman fears,” and ultimately make UAFS your home. Throughout the three days Cub Camp takes place, you will learn all about UAFS and what it means to be a successful Lion, all while kicking off your college career with a bang.

Don’t miss out on this incredible opportunity to build your community and make UAFS your home. Sign up for Cub Camp in My.UAFS today!

For more information call 479-788-7663 or email cubcamp@uafs.edu.



Picture This! • Bell Tower • Welcome Week
Howdy Dance • Reynolds Room • Aug. 23
Movie on the Green • Campus Green • Aug. 24
Casino Night • Reynolds Room • Aug. 26

Students can sign up for SAO Text and receive a weekly text about events by texting “SAOTEXT” to 71441.
Follow our social media for updates and new event postings!
WE CAN’T WAIT TO SEE YOU!



MAJORS EXPO

WEDNESDAY, SEPT. 22 | 11:30 A.M. TO 1:30 P.M.
SMITH-PENDERGRAFT CAMPUS CENTER | REYNOLDS ROOM



EXPLORE UAFS
DISCOVER FORT SMITH



What Is Focus2?

Focus2 combines self-assessment, career and major exploration, decision making, and action planning in one comprehensive tool. It measures and identifies your interests, personality, skills, and values and matches them to academic or career goals.

Each self-assessment takes roughly 15-20 minutes.

Majors Expo is an annual on-campus event designed to help you explore other academic programs and learn more about your own!

Freshman Priority Registration

One of the easiest things you can do to help yourself be successful at UAFS is to register for classes on your assigned registration date. Registering on your registration date helps to ensure that you will get a seat in the classes you need to progress in your degree, keeps you on track to graduate in four years, and helps ensure that you can register for the number of hours needed for your financial aid.


It's important to stay on track to graduate in four years so that you are able to participate in the UAFS Promise program, which will make you exempt from any tuition raises after your first year. Taking 15 credit hours per semester or averaging 30 credit hours per year will keep you on track to graduate. Your R.O.A.R. advisor can help you create a longterm plan so that you are prepared for every semester going forward.

Don't forget! You must meet with your advisor **before** you will be able to register. Advising appointments take place in October and March.

Registration dates are determined by the number of hours a student has earned. A freshman who has never taken concurrent credit classes or participated in WATC will have zero earned hours.

LOCK IN YOUR TUITION WITH THE

UAFS
PROMISE
UNIVERSITY OF ARKANSAS - FORT SMITH



NUMA LINK

NUMALink is our one-stop shop for campus involvement at UAfS! Students can use NUMALink to find upcoming events, join active student organizations, and track campus involvement and service hours. To access NUMALink, log in to My.UAfs and click the “Students” tab. Under “Student Life,” click “NUMALink.” Use your UAfs login information to create your account.

UAfs is home to more than 100 Registered Student Organizations (RSOs). RSOs fall into ten categories:

- Academic
- Arts
- Cultural
- Fraternity and Sorority Life
- Honor Societies
- Political
- Religious
- Special Interest
- Sports Clubs
- University Outreach

RSO leaders and members feel more connected to campus, benefit from learning and practicing skills outside of the classroom, and feel more prepared for life after college.

For a full list of RSOs, please visit NUMALink!



FRATERNITY AND SORORITY LIFE

UAfs offers many opportunities for students to be involved in a growing community that includes three sororities, four fraternities, two governing councils, two all-Greek honor societies, and a programming board. Students in fraternities and sororities develop the foundation for a life built on leadership, academics, social engagement, and service.

Our fraternities and sororities conduct separate formal recruitment processes during the beginning of the fall semester in an effort to recruit new members. Specifics regarding recruitment activities can be found on the Fraternity and Sorority Life webpage.

For more information email greeklife@uafs.edu or call 479-788-7694.



UAFS FAMILY WEEKEND

UNIVERSITY OF ARKANSAS - FORT SMITH

Coming
FALL 2021!

[Click here for more details.](#)



Lions Athletics

Did you know that you get into ALL athletic events for FREE with your student ID?
Help us [#TURNITBLUE](#) and pack the Stubblefield Center!
Support our Lions by attending games and matches.
Go to uafslions.com for complete schedules.





Student Health Services

All current UAFS students have access to the Powell Student Health Clinic, the Counseling Center, and the UAFS Dental Hygiene Clinic. All services provided in the Powell Student Health Clinic and Counseling Center are FREE to students. A valid Lions ID must be presented at the time of service. Students can have their teeth cleaned at the Dental Hygiene Clinic for \$15.



Powell Student Health Clinic

Pendergraft Health Sciences Center Room 257 • 479-788-7444 • studenthealth@uafs.edu
Monday: 8 a.m. to noon. 1-5 p.m.
Tuesday: 8 a.m. to noon. 1-5 p.m.
Wednesday: 8 am - noon.
Thursday: 8 a.m. to noon. 1-5 p.m.
Friday: 8 a.m. - noon.
No appointments are necessary.
The last patient will be seen at 11:30 a.m. or 4:30 p.m., respectively.



UAFS Counseling Center

Pendergraft Health Sciences Center Room 312 • 479-788-7398 • studentcounseling@uafs.edu
Monday - Friday
8:30 a.m. noon. 1-5 p.m.
Students must have a Lions ID to check in for their first appointment.
Students must bring their Lions ID card at the time of service. We will see crisis situations immediately, but otherwise expect students to respect staff's and other students' time.
The last patient will be seen at 11 a.m. or 4 p.m., respectively.



Dental Hygiene Clinic

Pendergraft Health Sciences Center First Floor
Call 479-788-7270 to schedule an appointment. All appointments are three hours long.

SPRING SEMESTER	MONDAY	TUESDAY	WEDNESDAY	THURSDAY
January - April	8:30-11:30 a.m. 1-4 p.m.	8:30-11:30 a.m.	8:30-11:30 a.m. 1-4 p.m.	8:30-11:30 a.m. 1-4 p.m.
FALL SEMESTER	MONDAY	TUESDAY	WEDNESDAY	THURSDAY
September - November	8:30-11:30 a.m. 1-4 p.m.		8:30-11:30 a.m. 1-4 p.m.	



The RAWC is UAFS's premier health and wellness facility. All current students can access the RAWC with their student ID card. The RAWC features equipment for strength training and cardio, as well as an indoor track, two full-size basketball courts, two studio rooms, a 35-foot climbing wall, and a 15-foot bouldering wall.

Students can work out individually or attend one of the many group fitness courses offered during the week. Students can also meet with a RAWC staff member to create a plan to help get them on track to a healthier lifestyle!



The Gordon Kelly Academic Success Center

The Gordon Kelley Academic Success Center (ASC) provides free academic resources to all students on campus. Resources include drop-in tutoring, academic coaching, and test proctoring services.

Online Tutoring – Brainfuse

UAFS students have 24/7 access to online tutoring for their courses. Available subjects include math, science, writing, foreign languages, nursing, computer science, business, and social sciences. Students can access Brainfuse through Blackboard under the community ASC Tutoring Services.

Drop-in Tutoring Labs

Drop-in labs are available for a variety of subjects, including math, science, and writing. Each semester the ASC posts a new schedule around campus, on social media, and in Navigate.

Academic Coaching

Academic coaching is a free resource available to all UAFS students. As a student you will quickly realize that college is a marathon, not a sprint. An academic coach equips students with tools to help stay on track and continue to move toward realizing their academic goals. The focus of meetings with an academic coach depends on the individual's needs. An academic coach can assist students with:

- Note-taking skills
- Reading comprehension
- Study plans
- Time management
- Organization
- Test anxiety
- Balancing life responsibilities with academic demands

Appointments with an academic coach can be made through Navigate or by contacting the ASC at the contact information provided below.

Academic Success Center
asc@uafs.edu
479-788-7675
Vines 202



UAFS WRITING CENTER

The name of the game is effective communication, and that's our specialty

How can we help you?

Writing, speech, and ESL tutoring is **free** for all UAFS Lions. Don't pass up this incredible resource! We offer help with every stage of the writing process:

- Brainstorming
- Organization and Outlining
- Drafting New Papers
- Expanding Drafts of Papers
- Fine-tuning Completed Drafts of Papers

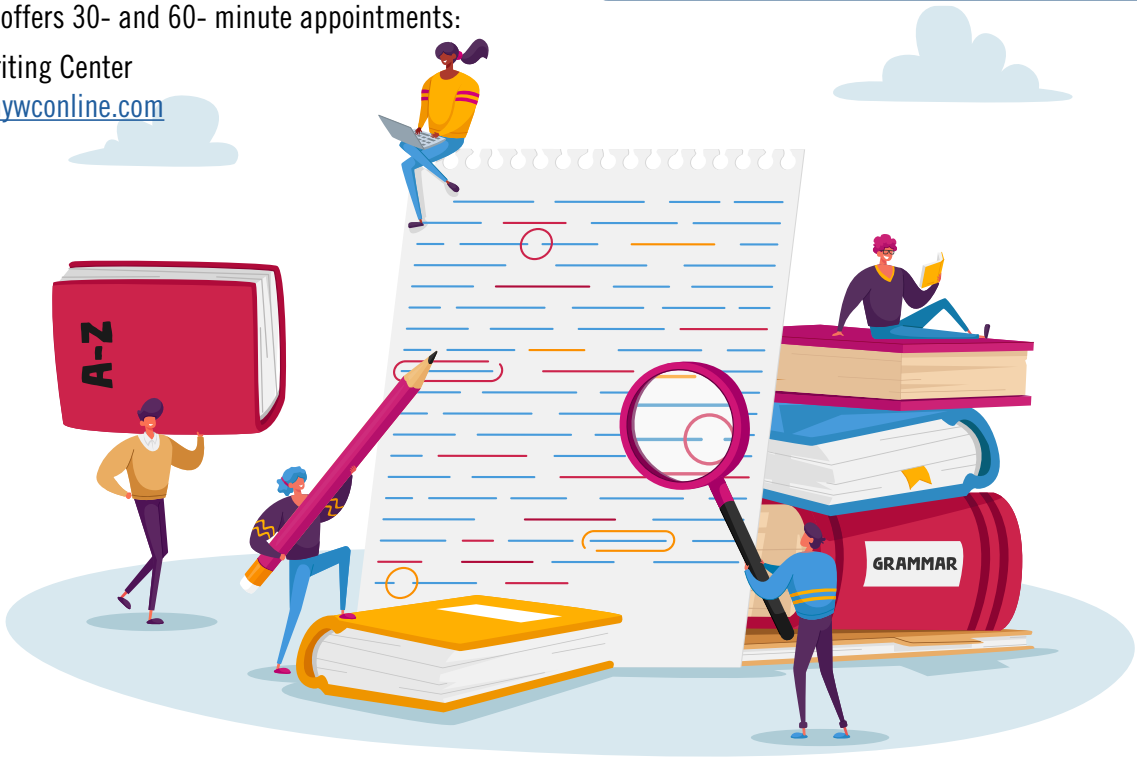
Appointments are Available

The UAFS writing center offers 30- and 60- minute appointments:

- Face-to-face in the Writing Center
- Online through uafs.mywconline.com

“ I need the Writing Center for improving my writing skills, but I also need the Writing Center for the ambiance and all the elements conducive to wring .”

— Jo Kerns, Lifelong Learner





Boreham Library

What services does the library offer?

- Interlibrary loan
- Printing, scanning, and copying
- Access to more than 80 databases
- Study rooms and quiet study spaces
- Calculators and other equipment
- DVDs and video games
- Desktop computers
- 24-Hour Zone with computers, printing, and vending
- Local history collection in the Pebley Center
- Librarians who can help with research

For more information and current hours, please visit:
library.uafs.edu

Veterans Affairs

At UAFS we salute your commitment to serve with our own commitment to you and your family. We are dedicated to helping you achieve your educational and career goals while making your transition from military to civilian life as seamless as possible. We offer priority registration to student-veterans along with an easy online application to certify hours.

Campus Resources:

Veterans Resource Center • Student Veterans Organization
SALUTE Veterans National Honor Society • Experienced school certifying officials • On campus VA Vocational Rehabilitation Counselor



Heather Chance
Financial Aid Advisor and School Certifying Official
heather.chance@uafs.edu
479-788-7091
Smith-Pendergraft Campus Center 212 - Financial Aid Office



Regina Meeks
Vocational Rehabilitation Counselor
regina.meeks@va.gov
479-319-2028
University of Arkansas - Fort Smith
425 N. 51st Street - Annex 105

Non-Traditional Student Support

The Office of Non-Traditional Student Support works to provide opportunities for non-trads to collaborate and connect, ensure students have access to campus resources, recognize outstanding academic achievement, and advocate for non-traditional student concerns.

Students may be classified as non-traditional if they fall into one or more of the following categories:

- age 25 or older
- returning to or starting college after a break in education
- working more than 30 hours per week
- married
- a parent
- a veteran

Career Services and Babb Center for Student Professional Development Career Services

We are dedicated to providing guidance and services to currently enrolled students and alumni. Services are free and include help in creating resumes and cover letters, practice job interviews, guidance in finding internships, and various events and workshops designed to prepare students to enter the workplace. A detailed list of services and career development information can be found on the Career Services website.



Service Center for Students with Disabilities

UAFS makes every effort to offer equal educational opportunities for all students. To ensure an equitable university experience for students with disabilities, we seek to provide reasonable accommodations and services for students who have a physical, emotional, or learning disability.

Dana Andreassen
ADA Coordinator
dana.andreassen@uafs.edu
479-788-7577



I had an IEP/504 in high school.
Will that transfer to UAFS?

No, your IEP or 504 will not transfer, but you should be able to qualify for accommodations through ADA. Please reach out to ADA office for more information and to schedule an appointment.

I've been admitted to UAFS. Is there a separate
process to apply for accommodation services?

Yes, in order to be considered for accommodations, you will need to meet with the student disability services coordinator and provide documentation of your disability.

Student Support Services (SSS)

Student Support Services (SSS) is a TRiO program that is 100 percent federally funded through the U.S. Department of Education. The program provides opportunities for academic development, assists students with basic college requirements, and motivates students toward the successful completion of their postsecondary education. SSS program services include individualized advising and coaching, tutoring, student success workshops, career exploration, and more.

- Eligibility Requirements**
- Pursuing a bachelor's degree
 - Be committed to education
 - Is a first-generation college student (parents didn't complete a bachelor's degree)
 - Meet certain income requirements
 - OR have a documented disability

Contact
sss@uafs.edu
lacey.ruminer@uafs.edu
sherri.bennett@uafs.edu
479-788-7355
Boreham Library 233



WE ARE HERE
FOR YOU!

University Police Department (UPD)

The University Police Department is open 24 hours a day, seven days a week, with a substation located in the Lion's Den North Building. The UPD is a full-service police department with the same authority as other law enforcement agencies, but they also provide other services such as safety escorts, jump starts, vehicle unlocks, fingerprinting, and engraving at no cost.

425 N. 51st St.
Fort Smith, AR 72913
Emergency: 911
Non-emergency: 479-788-7140

Lions Alert

UPD also uses Lions Alert, which is an emergency notification system used to alert the UAFS community of emergencies on campus and in the surrounding area. The notification will be delivered via phone call, text message, and/or email. You will receive a brief description of the event and the action you should take, if any is required. Students are automatically opted in to the Lions Alert system, but you can add loved ones to receive Lions Alerts through My.UAfs.



Numa's Numbers

DEPARTMENT	PHONE
Academic Success Center (Tutoring)	479-788-7675
R.O.A.R. First-Year Advising Center	479-788-7400
Athletics	479-788-7590
Box Office	479-788-7300
Career Services	479-788-7017
Cashier	479-788-7060
Counseling Center (for appointments)	479-788-7398
Financial Aid	479-788-7090
RAWC	479-788-7600
Library	479-788-7200
Non-Traditional Student Support	479-788-7319
Lion's Book Store	479-788-7320
Police (24-hour non-emergency)	479-788-7140
Records/Registrar	479-788-7230
Residential Life	479-788-7340
ROTC	479-788-7522
Service Desk (Tech Support)	479-788-7460
Student Life Office	479-788-7699
Student Activities	479-788-7699
Student ADA Services	479-788-7577
Student Affairs	479-788-7310
Student Health Clinic	479-788-7444
Testing Center	479-788-7682
Veterans Certifying School Official	479-788-7091

For numbers not listed, call Numa at 479-788-7000.

EMERGENCY CONTACT INFORMATION	
Counseling Center	800-542-1031 or 479-788-7398
Police Cell Phone	479-462-5069
Police Emergency	911



